

Ahrend Balance



Desk | Table Collection

 **ahrend**



Ahrend Balance

The Ahrend Balance Collection is a line of modular desks and (conference) tables designed to deliver satisfactory solutions for all working environments - from solo and duo desks to connected workspaces and conference configurations. There are also plenty of options for the home workspace. In a nutshell, this collection allows you to custom create workstations to suit your organisation's wishes and requirements. From ease of use and comfort to design and durability.

Height adjustability

It is vital that we keep moving, even when at work. Sitting for long periods of time presents a health risk. Changing our working posture with regularity reduces the risk of diabetes, cardiovascular disease, burn-out and depression. One of the most significant trends in the realm of healthy working habits is the use of sit/stand workstations. They allow workers to alternate between sitting and standing and to keep moving.



71% of employees say they feel healthier when they can adjust the height of their desk from time to time, and 45% say they are more productive.



There is a custom solution for everyone; the Ahrend Balance Collection offers a broad range of height adjustability. The collection actually exceeds the NPR 1813 standard: whereas the requirement specifies adjustability of 65-85 cm, Balance tables are adjustable from 62-88 cm. The Ahrend Balance Collection meets the following standards:

- › EN 527-1:2011* and NEN-EN 527-2:2016
- › NPR 1813:2016

*NEN-EN 527-1:2011 type D. (for 2-step adjustment)

Fixed height

Non-adjustable fixed height of 74 or 75 cm (depending on the thickness of the tabletop). Fixed heights are available with the I-leg.

Manual adjustment

Height-adjustable by means of a screw or twist knob from 62 to 88 cm in 2 cm steps. This type of height adjustment is available on all leg types.

Manual adjustment

Infinitely height-adjustable by means of a hand crank (in leg or frame) from 62 to 88 cm. This type of height adjustment is available on all leg types.

Electric adjustment

Infinitely height-adjustable by means of a hand crank (in leg or frame) from 62 to 88 cm. This type of height adjustment is available for all leg types.

Electric 2-step adjustment (sit-stand)

Infinitely height-adjustable by means of a hand crank (in leg or frame) from 68 to 118 cm. This type of height adjustment is available on the I-leg, solo panel leg, duo H-leg and panel leg.

Electric 3-step adjustment (sit-stand)

Infinitely height-adjustable by means of a hand crank (in leg or frame) from 65 to 130 cm. This type of height adjustment is available on the I-leg, solo panel leg, duo H-leg and panel leg.



Versions

The desks and tables in the Ahrend Balance Collection are available in solo and duo versions. Bench and corner versions are also available. There are also extendable tables and tops, and the desks and tables can be connected.

Solo

An individual workstation which can be set up in a flexible way. The following leg types are available on the I-leg and panel leg. As such, this desk is at home in any interior, as the following page shows.

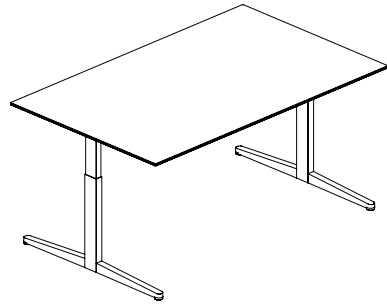
Duo

A duo workstation combines two desktops on a single frame. The tops are individually adjustable. In this way the two workstations can be adjusted to suit the personal preferences of the users. The open H-legs give a look of transparency, whereas the panel legs give a sense of seclusion and keep bags and waste baskets out of sight.

Acoustic panels

An upholstered acoustic panel can be placed between the desks to create distance and privacy and dampen sound. These panels, all of a fixed height, create a sense of visual and acoustic calm.

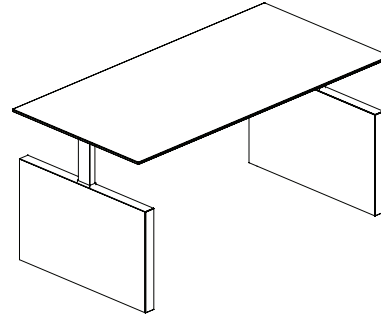
Leg types



I-leg

Solo

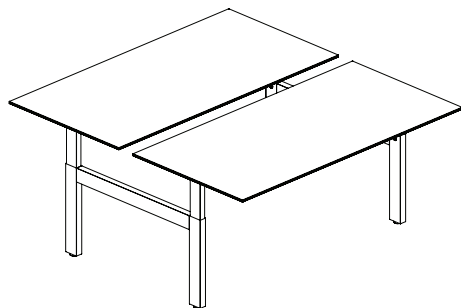
All height adjustment types available



Panel leg

Solo

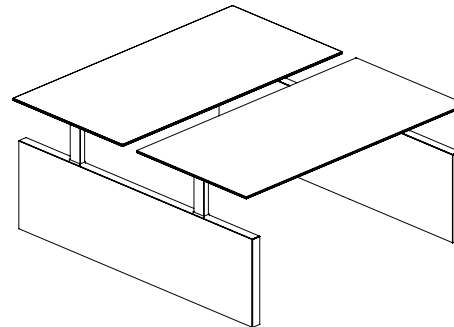
All height adjustment types available,
apart from fixed height



H-leg

Duo

All height adjustment types available,
apart from fixed height



Panel leg

Duo

All height adjustment types available,
apart from fixed height



Folding leg

The patented folding leg
makes the workstation quick
and easy to install or remove.
The I-leg and solo panel leg are
available in a folding version.



Sustainability

The Ahrend Balance Collection is Cradle-to-Cradle Silver certified; one of the design prerequisites was environment-friendly production. The main material used for these tables is steel, finished in a solvent-free powder coating. The furniture is made according to the 'design for disassembly' principle. This means it is easy to replace or repair individual components, thereby increasing the product's lifespan. Additionally, the materials can be easily separated for re-use. The materials used are all recyclable.

Standards

Every product in the collection satisfies the following sustainability standards.

- › Cradle to Cradle Silver Ansi
- › Ansi Bifma X 5.5
- › Ansi Bifma M7.1 e3
- › GS Zeichen





Specifications

The basics

- › Modular desk and (conference) table series
- › Worktop assembles/dismantles easily thanks to Quick-fix fixing
- › Meets and exceeds all ergonomic standards

The options

- › Tabletop available in various materials and finishes
- › Frame available in all Ahrend standard and trend paint colours
- › Various height settings and adjustment options
Comfort options can be added
- › Choice between solo and duo versions
- › Connected, corner and bench setups available
- › Choice of several leg types
- › Multiple power and cabling options
- › Wireless mobile phone charging point (PuK)


Dimensions

- › Tabletop widths: 80 to 200 cm
- › Tabletop depths: 60, 80, 90 and 100 cm

Power and cable management

The Ahrend Balance Collection offers multiple options for power and cabling:

- › Sliding tabletop for simple access to the cable duct from the top of the workstation
- › Cable grips and socket holders
- › Horizontal and tilting cable ducts
- › Vertical cable ducts
- › Duo-cable ducts
- › CPU-holders
- › Mounted and built-in sockets



Materials

Multiple tabletop material, table finish and paint colour options allow these desks and tables to be assembled to suit your requirements. They will always match the look and feel of the office or home environment.

Melamine tabletop finishes

18 mm or 25 mm chipboard



0325 Light Maple




1471 Light Walnut



1561 Sandalwood



1489 Walnut



1630 White




0263 Putty Grey



0080 Black

Veneer tabletop finishes

25 mm chipboard



MA Maple



WO Warm Oak




LO Light Oak



DO Dark Oak



WA Walnut



WH White



BL Black



Basic lacquers



10 White (SG) 




09 White (STR)



15 Light Grey (SG)




18 Grey (STR)



08 Aluminium (SG) 




07 Dark Grey (SG)



33 Dark Grey (STR)



27 Black (SG) 




K7 Black (STR)


Accent lacquers



91 Ice Blue (SG)




76 Powder Green (SG)



58 Antique Pink (SG)



63 Golden Yellow (SG)



48 Coral Red (SG)




KF Carbon Blue (SG)



35 Clay Grey (STR)



39 Mineral Grey (SG)



30 Anthracite (SG)

Key

 Cradle to Cradle

SG Satin

STR Structure

